



---


**EnglishScore**

# EnglishScore Core Skills **Test Guide**

# Welcome to the British Council EnglishScore Core Skills Test Guide

This is a step-by-step guide to help you prepare for the EnglishScore mobile English test and get a Professional Certificate to support your future career and education opportunities.

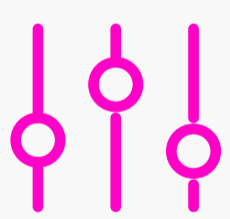
## The EnglishScore test is:



**Accessible** • take the test on your mobile device from anywhere, at any time, with results available immediately



**Affordable** • our mobile test is up to 3x cheaper than alternatives; you can get a certificate for as low as US\$20



**Accurate** • our mobile test is designed by academic experts to accurately test and certify your English level.



**Trusted** • a global standard of English proficiency, recognised by top employers and education institutions around the world.

# Guide contents

<b>1</b>	<b>Getting started</b>	<b>3</b>
	About the test	4
	Where is EnglishScore accepted?	4
	Download the app	5
	Create an account	6
	Using the EnglishScore app	7
<b>2</b>	<b>Preparing for the test</b>	<b>8</b>
	How the test works	9
	Part 1 Grammar and Vocabulary questions	11
	Part 2 Reading questions	13
	Part 3 Listening questions	17
	Practice questions	18
	Tips to prepare for the test	19
<b>3</b>	<b>Taking the test</b>	<b>21</b>
	Preparing your environment and equipment	22
	Getting set up	23
	Test rules	26
<b>4</b>	<b>Your EnglishScore explained</b>	<b>27</b>
	How the test is scored	28
	Understanding your EnglishScore	28
<b>5</b>	<b>Getting your certificate</b>	<b>30</b>
	About the certificate	31
	Getting a certificate	33
	Share your EnglishScore	36
<b>6</b>	<b>More information</b>	<b>37</b>
	Frequently asked questions	38
	Descriptions of the EnglishScore levels	42

# 1 Getting started

# About the test

British Council EnglishScore is a recognised mobile English test and certificate. It measures core English language skills such as **reading and listening**, as well as knowledge of **grammar and vocabulary**.

A speaking assessment is also available to test your pronunciation, fluency and communication skills.

**Test results are available immediately** and aligned to the Common European Framework of Reference for Languages (CEFR). CEFR is the global standard, many other international tests such as TOEFL ITP, TOEIC and IELTS use it to align their scores.

## Where is EnglishScore accepted?

The EnglishScore test is used as proof of English proficiency by institutions and employers around the world. It is recognised by **thousands of employers and universities in over 150 countries**.

Our trusted and affordable Professional Certificate is **valid for two years** and can be shared with an unlimited number of organisations.

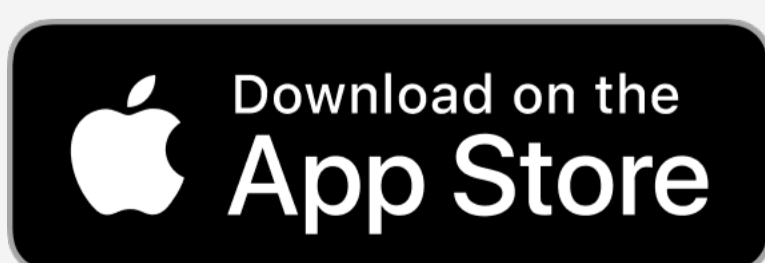
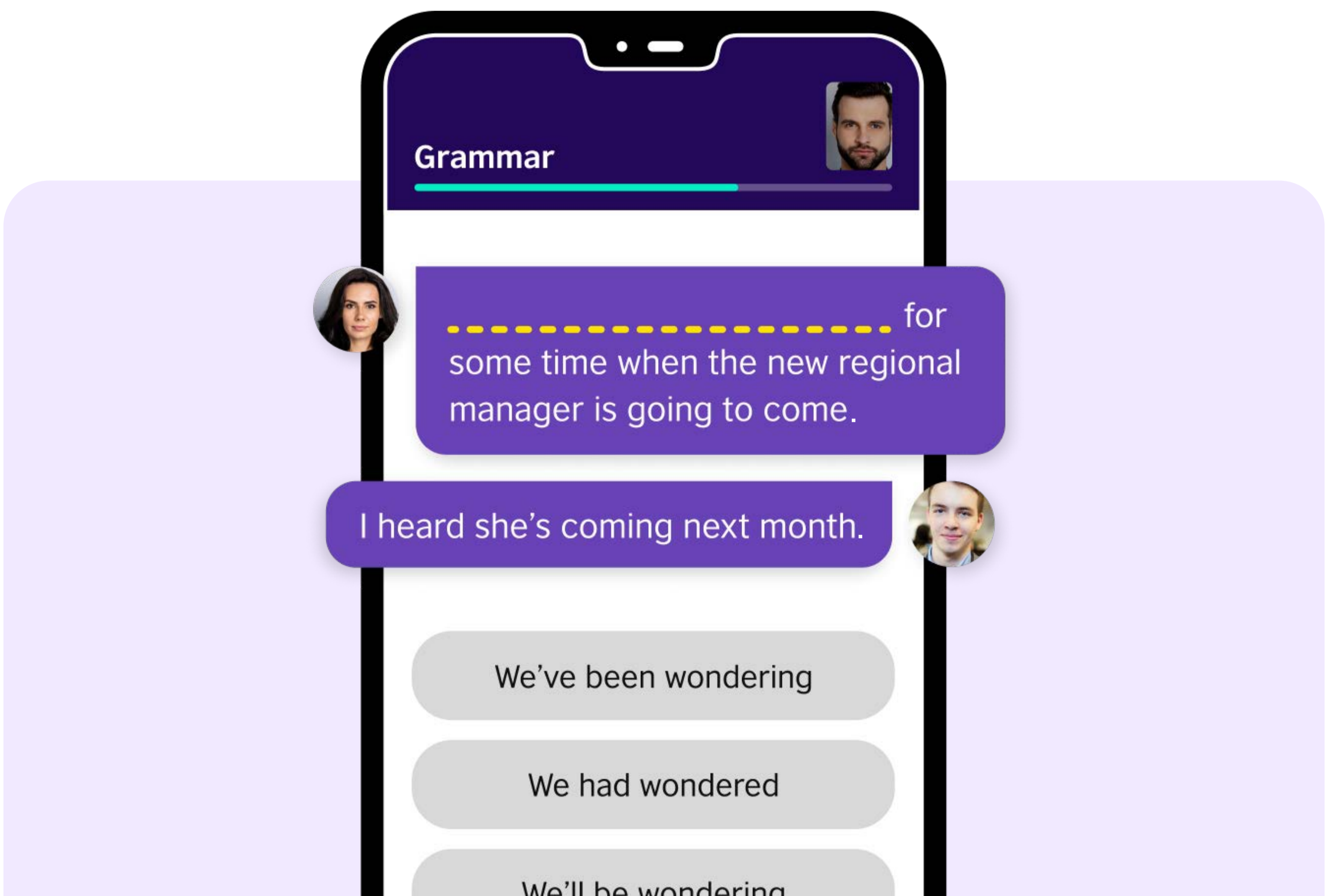
Visit our [online directory](#) of employers and universities to see where the test is accepted.

**Tip !** Check with your university or employer to understand their English proficiency requirements before you get your certificate.



# Download the EnglishScore app

To get started, you will need to go to the Google Play Store or Apple App Store to download the EnglishScore app. Once you have downloaded the app to your mobile device, you are ready to create an account.



[apple.co/3uYPg9R](https://apple.co/3uYPg9R)

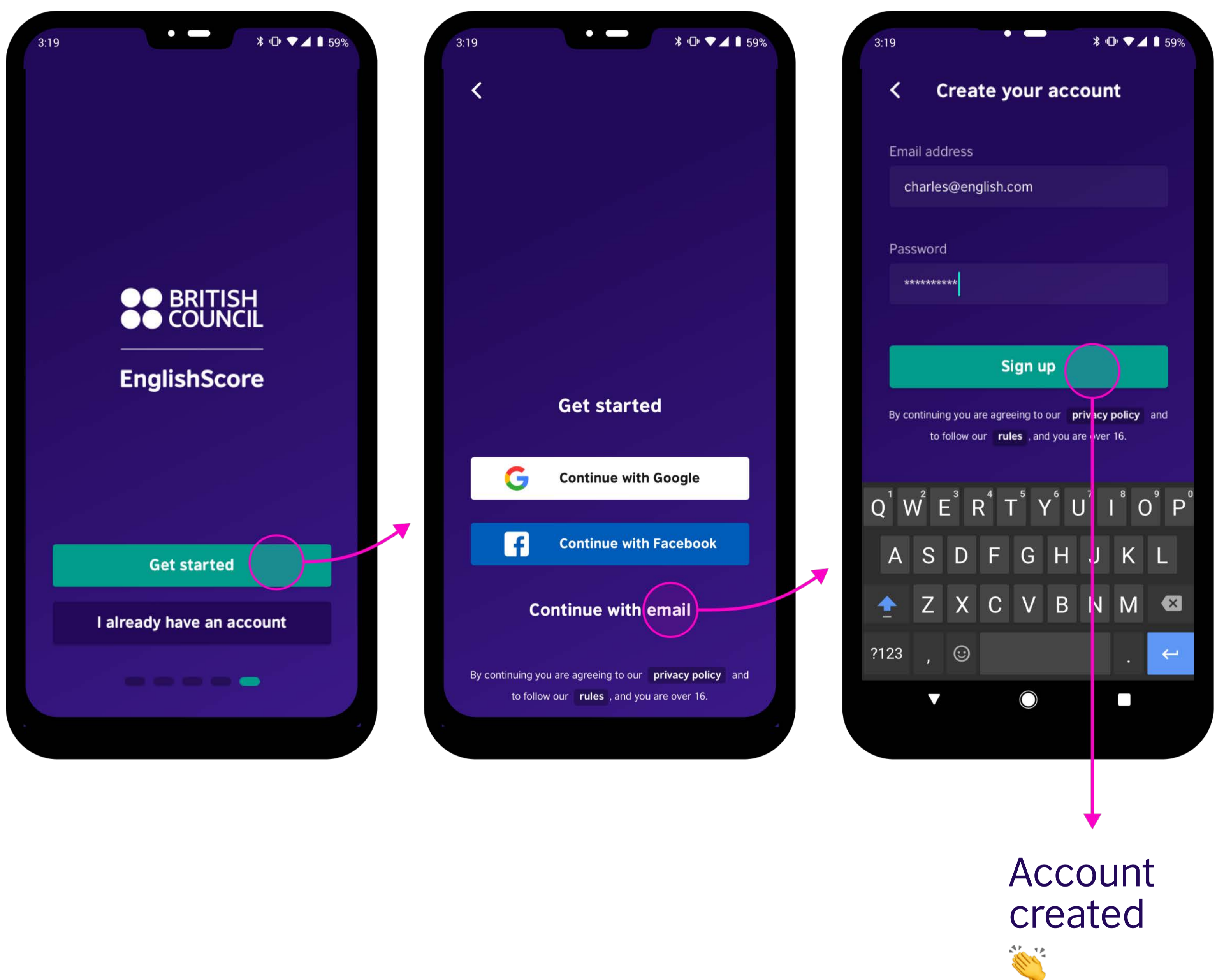


[bit.ly/escoregoogle](https://bit.ly/escoregoogle)

# Create an account

You can create an EnglishScore account using your email and a password, or you can use your existing Facebook or Google login to create an account.

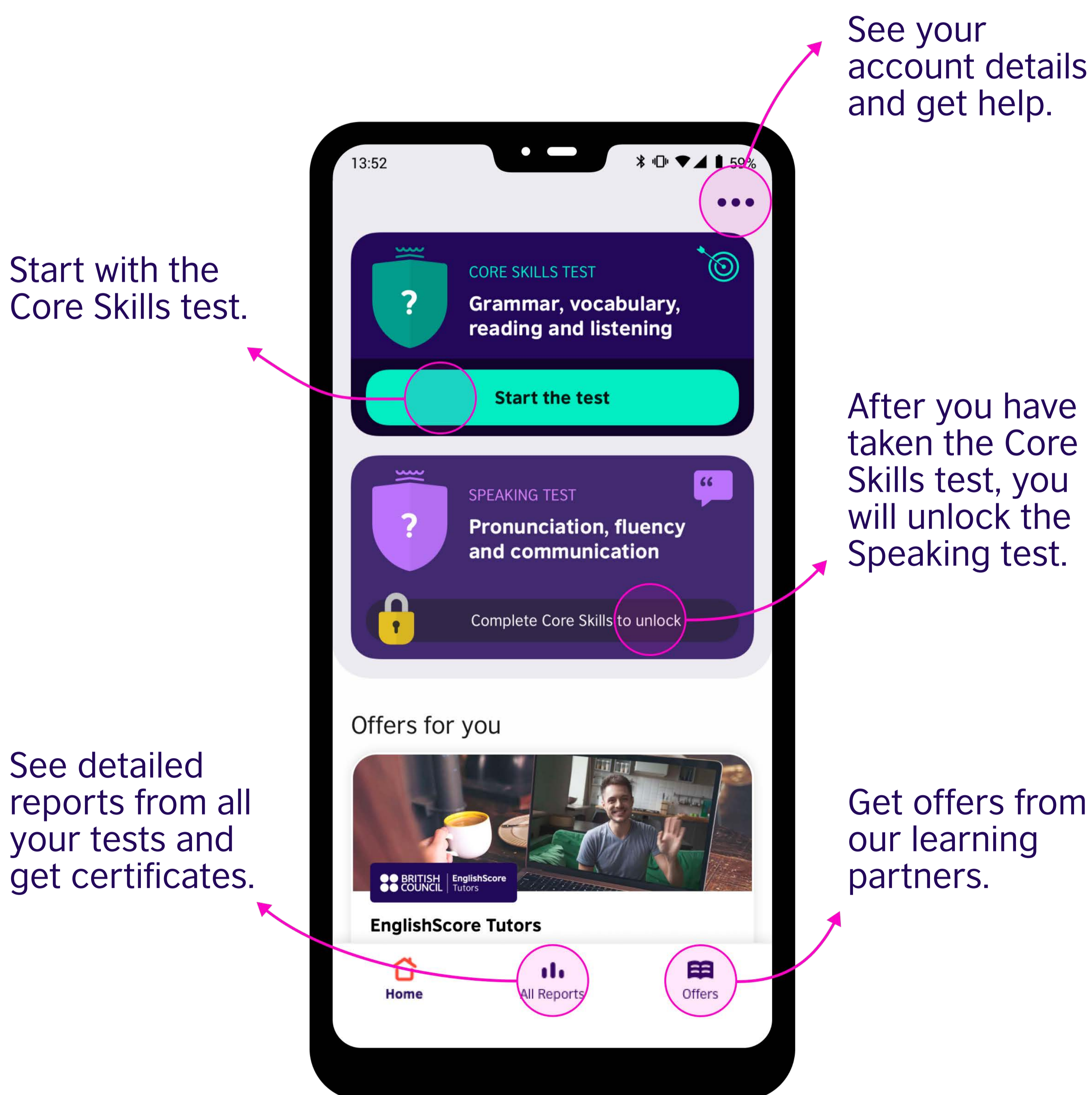
(The app only supports email and password on iPhone.)





# Using the EnglishScore app

Once you have created an account, you will see the home dashboard. From the dashboard, you can access every part of the app. You can take tests, see your results, get certificates and look for great learning offers with our partners.







## Your EnglishScore explained

# Learn how the test works

EnglishScore tests your knowledge of English grammar and vocabulary, as well as your reading and listening skills.

The test mainly uses multiple-choice questions with three possible answers. Questions are on topics that can be from daily life, like going to the supermarket, or from the workplace, such as conversations you may have in the office.

If you answer enough questions correctly in the Grammar and Vocabulary parts, you will see the Listening and Reading parts of the assessment.

At the end of the test, you will receive your EnglishScore result.

## Part 1

### Grammar and Vocabulary

48 questions

Multiple choice, gap filling

Grammar score

Vocabulary score

## Part 2

### Reading

12 questions

Multiple choice, gap filling, sentence rearrangement, choose the title, read and answer the question

## Part 3

### Listening

12 questions

Multiple choice, listen and answer the question

Reading score

Listening score

Your EnglishScore



If your Grammar and Vocabulary scores are too low, your test will end early.

You will get a score, but you will not be able to get a certificate.





# Part 1 Grammar and Vocabulary questions

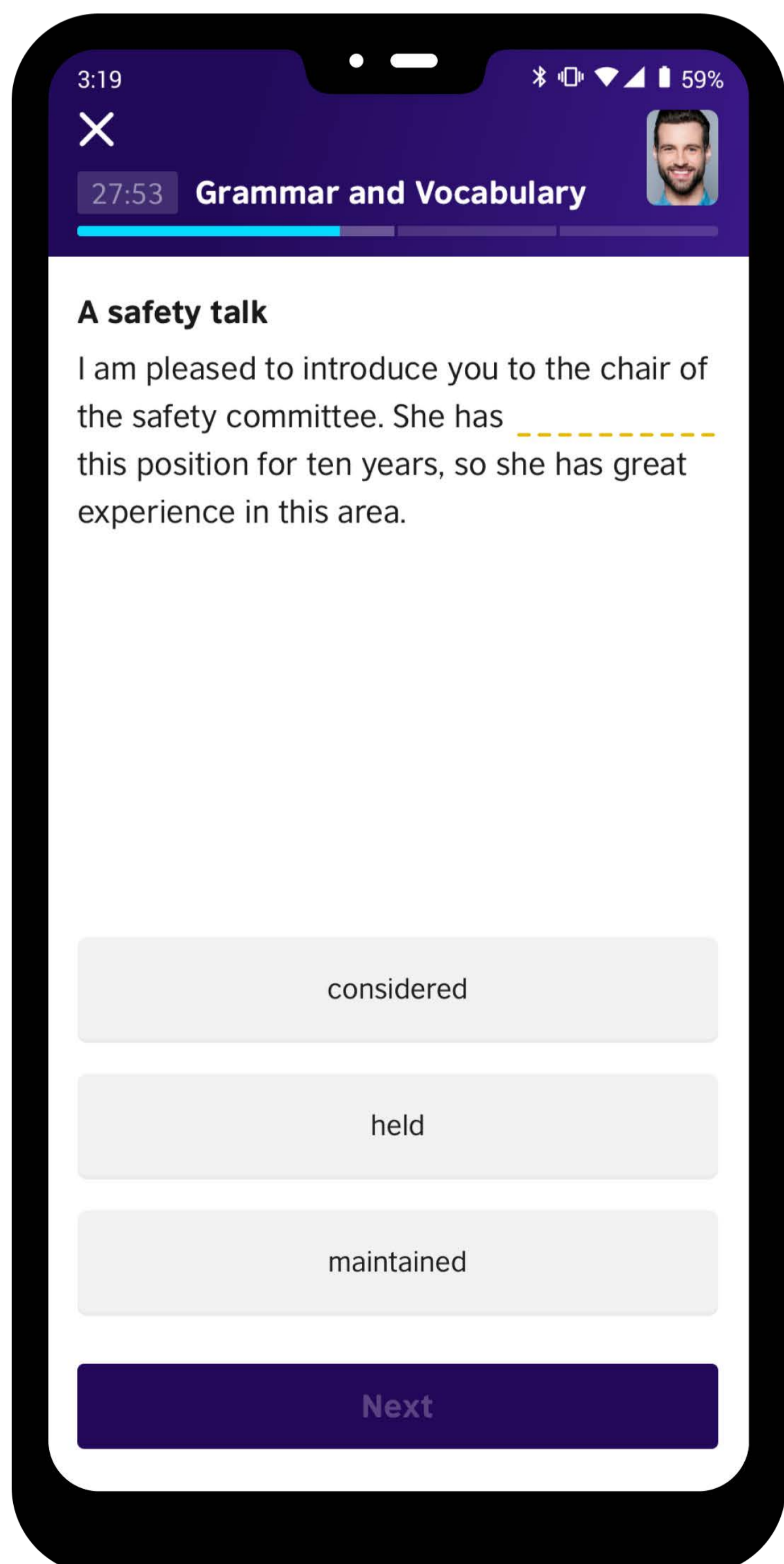
In the Grammar and Vocabulary part of the test, you will see two question types.

1

## Complete the text

Choose the correct word to fill the gap.

Select the correct answer from the three options.



3:19 27:53 Grammar and Vocabulary

**A safety talk**

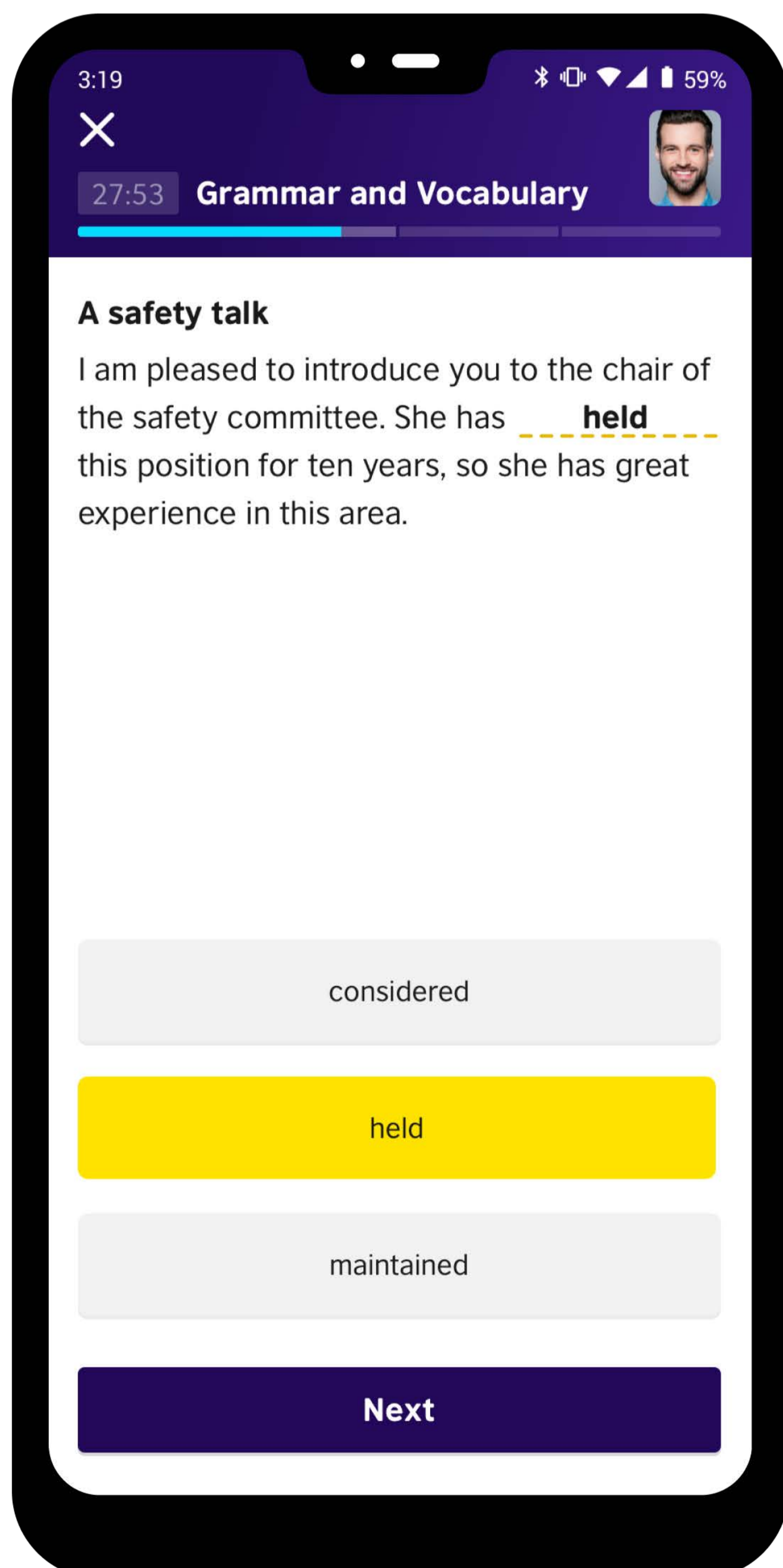
I am pleased to introduce you to the chair of the safety committee. She has \_\_\_\_\_ this position for ten years, so she has great experience in this area.

considered

held

maintained

Next



3:19 27:53 Grammar and Vocabulary

**A safety talk**

I am pleased to introduce you to the chair of the safety committee. She has **held** this position for ten years, so she has great experience in this area.

considered

held

maintained

Next

2

## Complete the conversation

Choose the correct word to fill the gap in the conversation. Select the correct answer from the three options.

3:19 27:53 Grammar and Vocabulary

Lost ID

What can I do? I lost my ID card.

You \_\_\_\_\_ need to call the security desk to the report that it's missing.

should

might

have

Next

3:19 27:53 Grammar and Vocabulary

Lost ID

What can I do? I lost my ID card.

You **might** need to call the security desk to the report that it's missing.

should

might

have

Next



# Part 2 Reading questions

In the Reading part of the test, there are four possible types of question. You will only see two of these types depending on your level, types 1 and 2 at lower levels, 2 and 3 at mid levels, and 3 and 4 at high levels.

1

## Complete the text

Choose the correct words to fill the gap.  
Select the correct answer from the three options.

3:19 27:53 Reading

**Shopping at the market**

John always likes to go to the market on Saturday mornings. It is usually very busy because it sells the best fresh food. He

-----

-----

- enjoys having dinner there with his friends
- brings fresh food from the farm to his home
- takes the food home and cooks lunch for his family

Next

3:19 27:53 Reading

**Shopping at the market**

John always likes to go to the market on Saturday mornings. It is usually very busy because it sells the best fresh food. He **takes the food home and cooks lunch for his family** .

- enjoys having dinner there with his friends
- brings fresh food from the farm to his home
- takes the food home and cooks lunch for his family

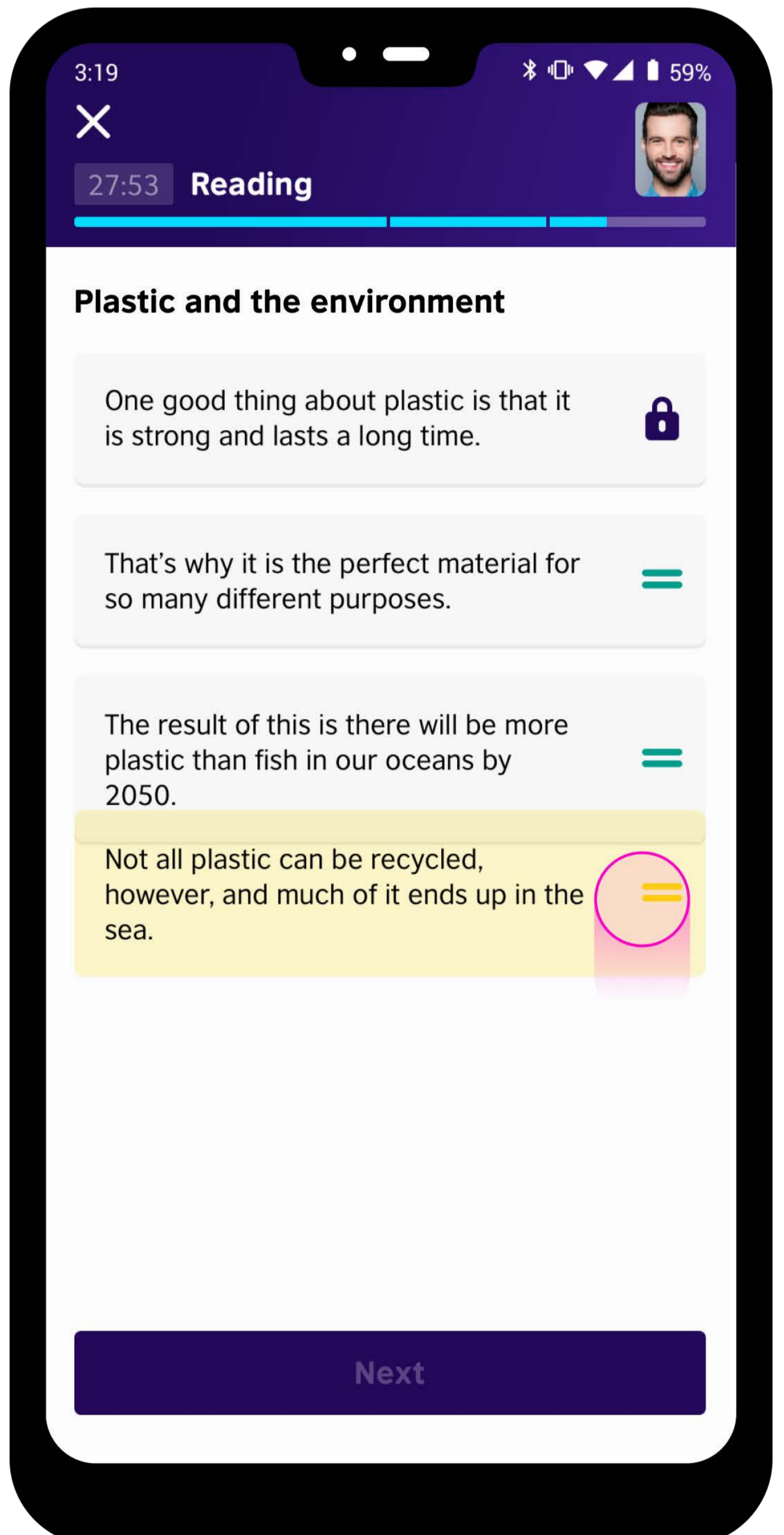
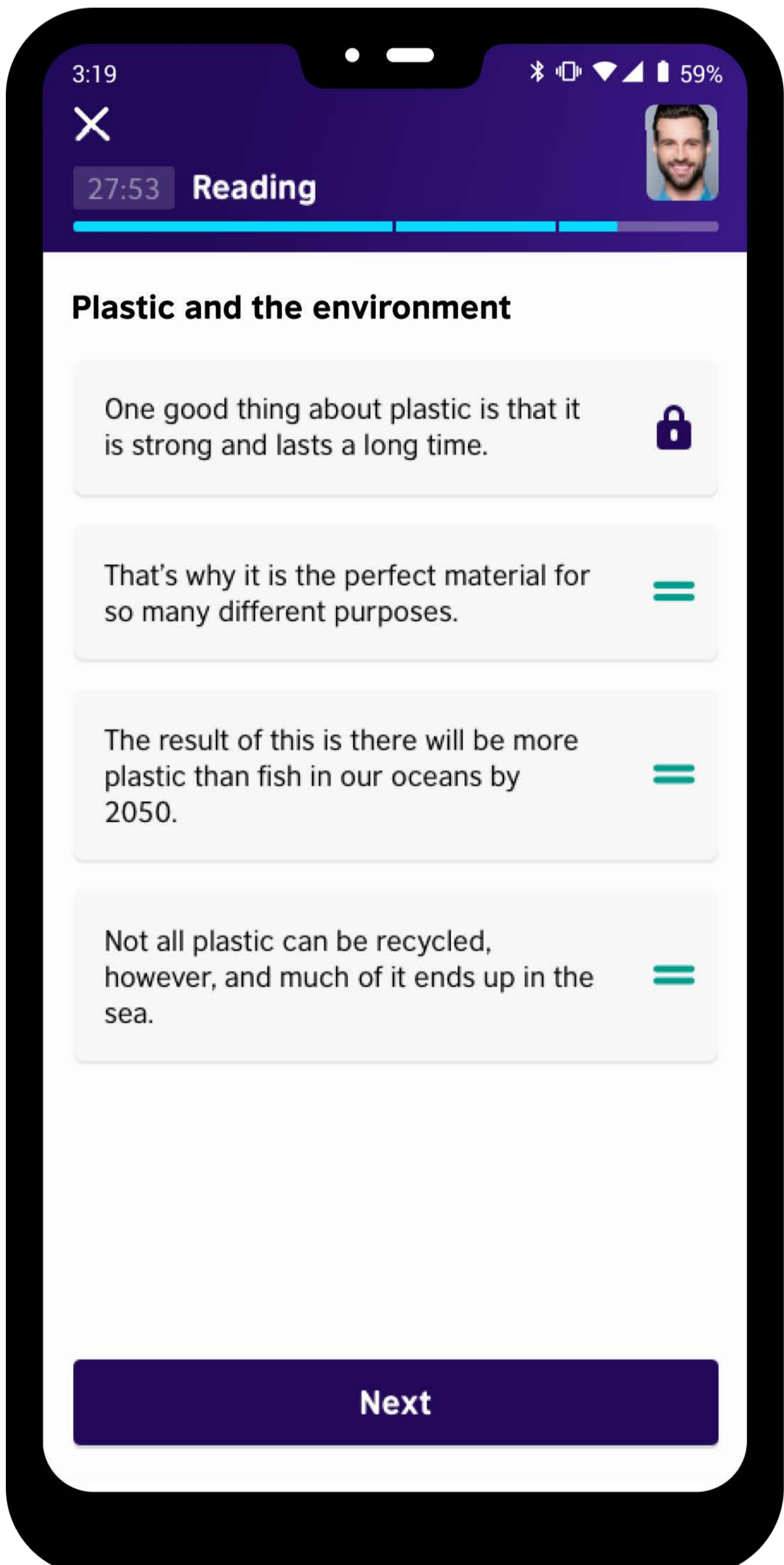
Next



# 2

## Put the sentences in the correct order

Drag the three pieces of text into the correct order. The top piece is locked in the correct place.

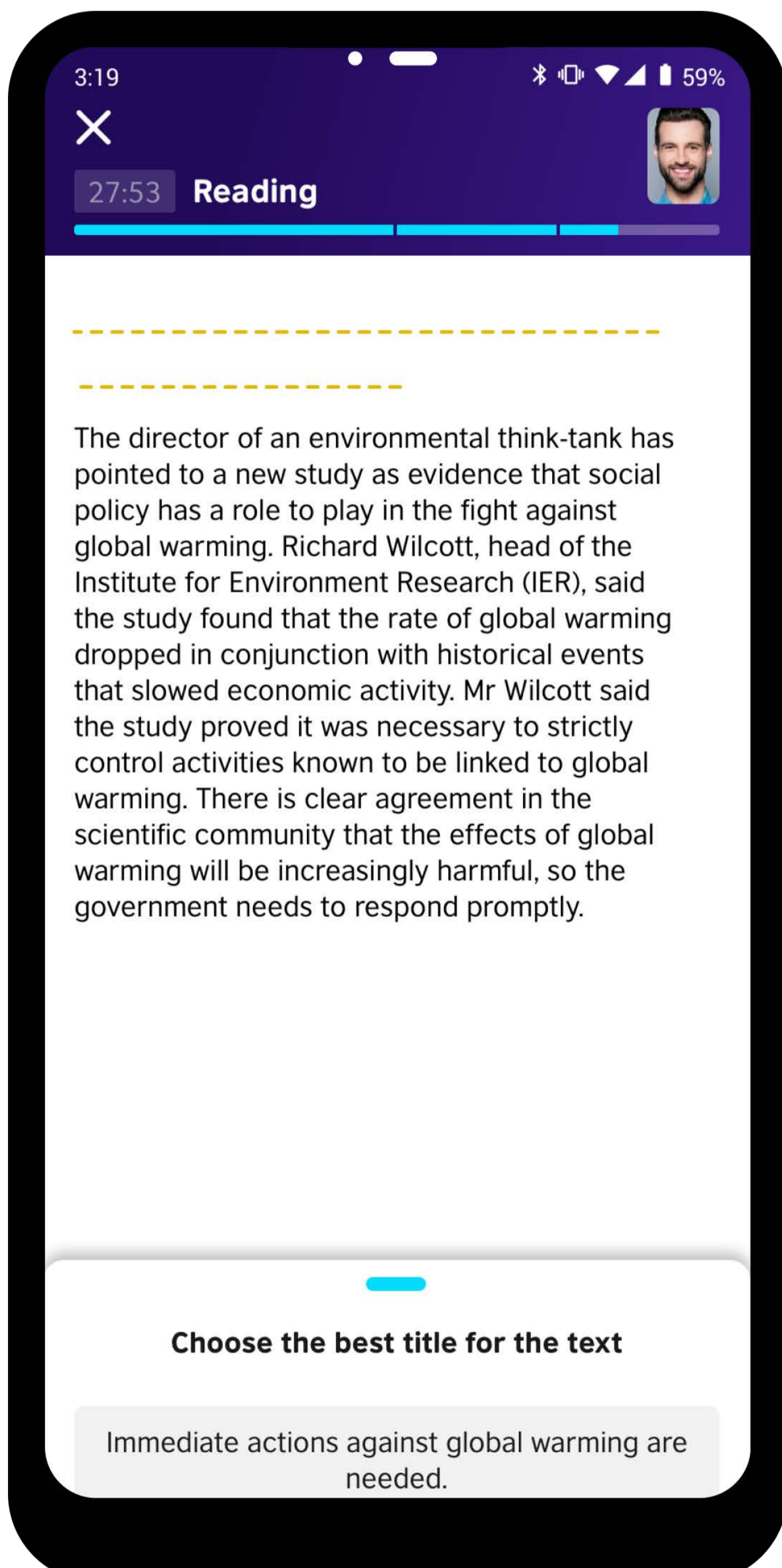




3

## Choose the best heading

Read the long text. Choose the best heading for the text from the three options.



3:19 59%

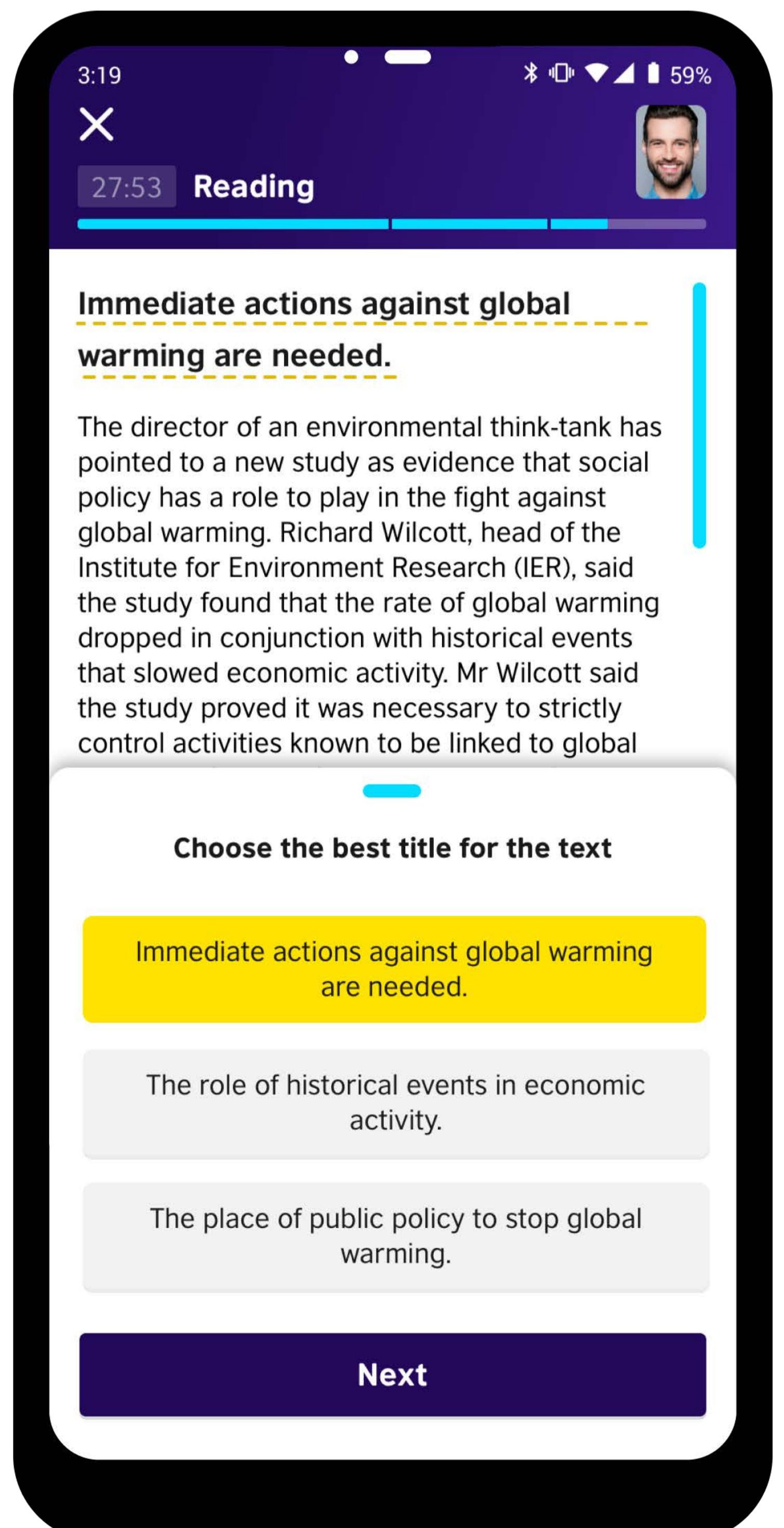
27:53 Reading

-----  
-----

The director of an environmental think-tank has pointed to a new study as evidence that social policy has a role to play in the fight against global warming. Richard Wilcott, head of the Institute for Environment Research (IER), said the study found that the rate of global warming dropped in conjunction with historical events that slowed economic activity. Mr Wilcott said the study proved it was necessary to strictly control activities known to be linked to global warming. There is clear agreement in the scientific community that the effects of global warming will be increasingly harmful, so the government needs to respond promptly.

**Choose the best title for the text**

Immediate actions against global warming are needed.



3:19 59%

27:53 Reading

**Immediate actions against global warming are needed.**

The director of an environmental think-tank has pointed to a new study as evidence that social policy has a role to play in the fight against global warming. Richard Wilcott, head of the Institute for Environment Research (IER), said the study found that the rate of global warming dropped in conjunction with historical events that slowed economic activity. Mr Wilcott said the study proved it was necessary to strictly control activities known to be linked to global

**Choose the best title for the text**

Immediate actions against global warming are needed.

The role of historical events in economic activity.

The place of public policy to stop global warming.

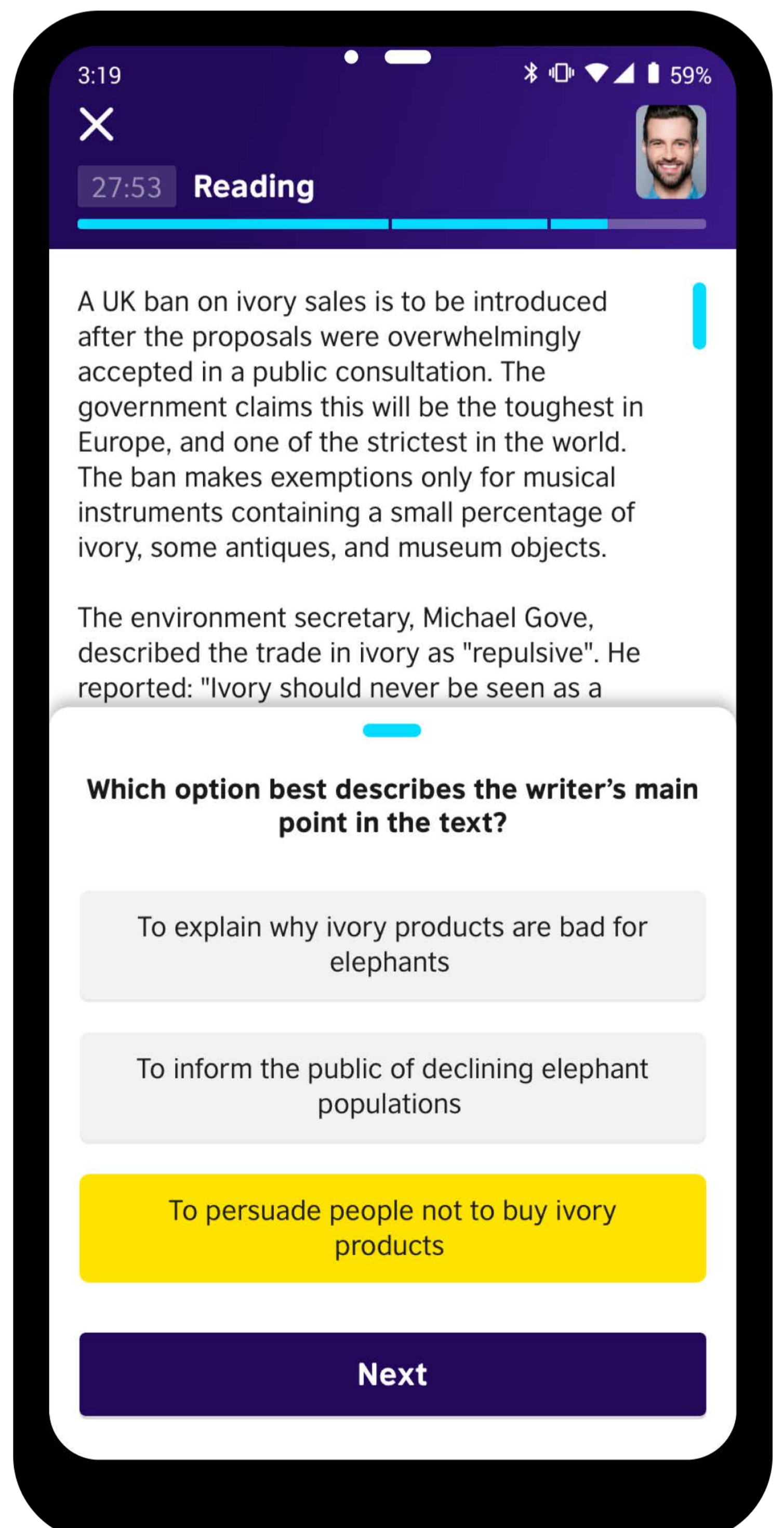
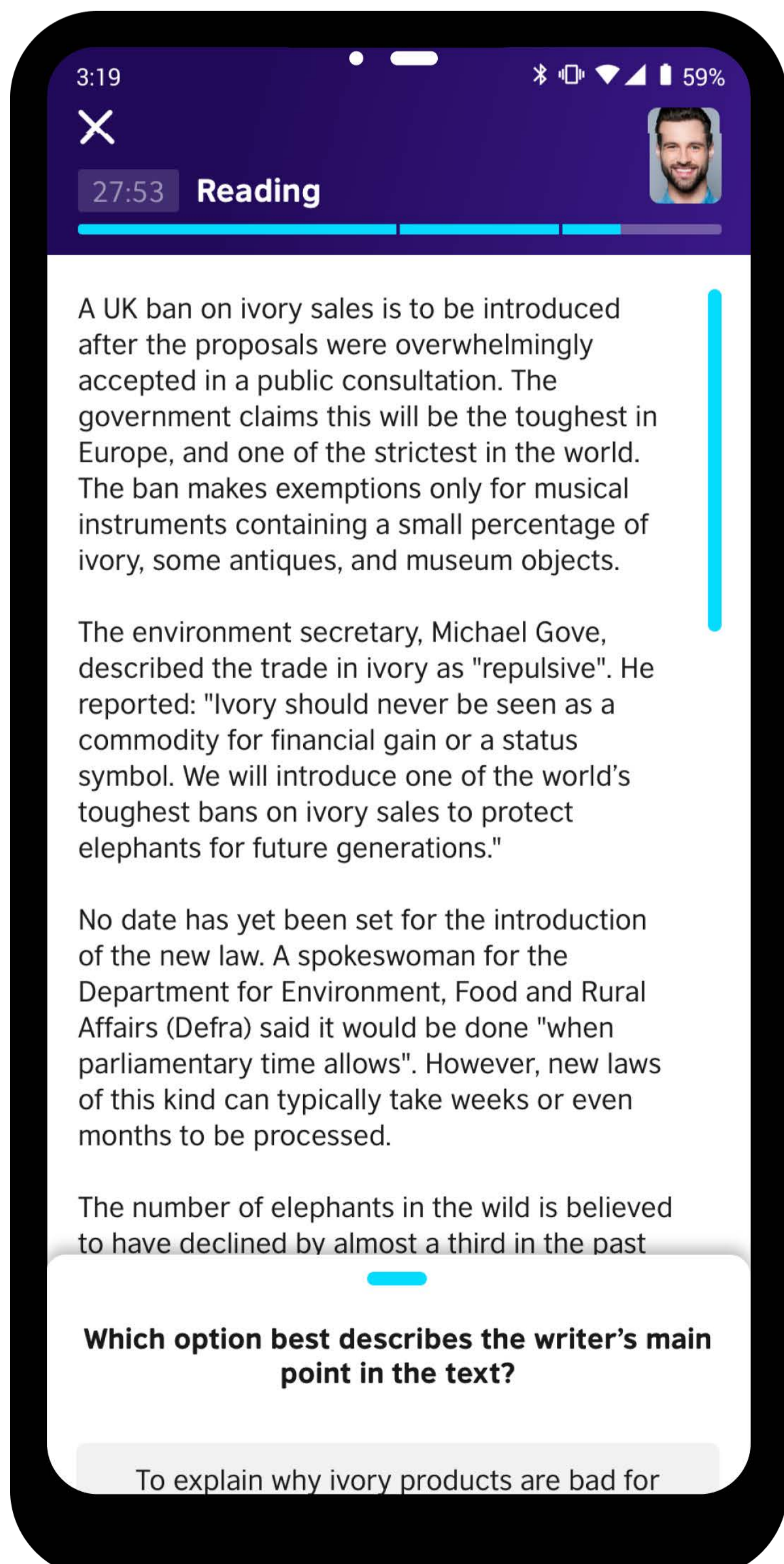
**Next**



# 4

## Answer three questions

Read the long text. Read the question and select the correct answer from the three options. You will be asked two more questions about the text.





# Part 3 Listening questions

In the Listening part of the test, you will see only one question type.

1

## Listen and answer

Listen to the audio – you can listen twice. Read the question and select the correct answer from the three options.

3:19 27:53 Listening

Listen to a man and a woman talking about a birthday.

Listen: 2 plays left

**What will the man get?**

flowers and a card

a card and cake

cake and flowers

Next

3:19 27:53 Listening

Listen to a man and a woman talking about a birthday.

00:12

**What will the man get?**

flowers and a card

a card and cake

cake and flowers

Next

# Practice questions

To get familiar with the different types of test questions, you can try some here.

Try some **Grammar and Vocabulary questions**

Try some **Reading questions**

Try some **Listening questions**

**Tip !** The best way to practise is to take the test.

You can try the test many times in the app. This will help you to get comfortable with the test and to understand your score and the skills you need to improve on.

Remember, you can only start the test twice in a 24-hour period, and 10 times in 28 days.

# Tips to prepare for the test

Here is some advice and tips to help you to succeed when taking the test:

- ✓ **Learn about the test.** Read this test guide!
- ✓ **Understand the rules.** Get familiar with the test and the rules, download the app and have a go.
- ✓ **Understand the questions.** You can practise in the app and you can also try some of our **practice questions**
- ✓ **Study and prepare in advance.** You will feel more confident and relaxed when you come to take the test.
- ✓ **Plan ahead and set a time to take the test.** This will allow you to get your environment and equipment ready in advance.
- ✓ **Don't leave the test once you start.** Have a glass of water next to you and go to the bathroom beforehand.











- ✓ **Have a good internet connection.** You need to be online to complete the test.
- ✓ **Don't get distracted.** Find a quiet place without any distractions.
- ✓ **Watch the time.** You have 40 minutes to complete the test.
- ✓ **Answer every question.** You cannot skip questions, so always submit an answer even if you are unsure.
- ✓ **Check your answers.** You cannot change your answer, so check carefully before you move on to the next question.

# 3 Taking the test

# Preparing your environment and equipment

Here is some advice and tips to help you succeed when taking the test:

-  Find a quiet place.
-  You must be alone.
-  Make sure you have good lighting.
-  Check you have a good internet connection.
-  Make sure your device is charged.
-  Have your **Connect Code** ready to enter (if you have been given one by your organisation).
-  Check the volume of your device so you can hear clearly for the Listening part of the assessment.
-  You will need to do a camera security check – you must be alone and show your whole face clearly.

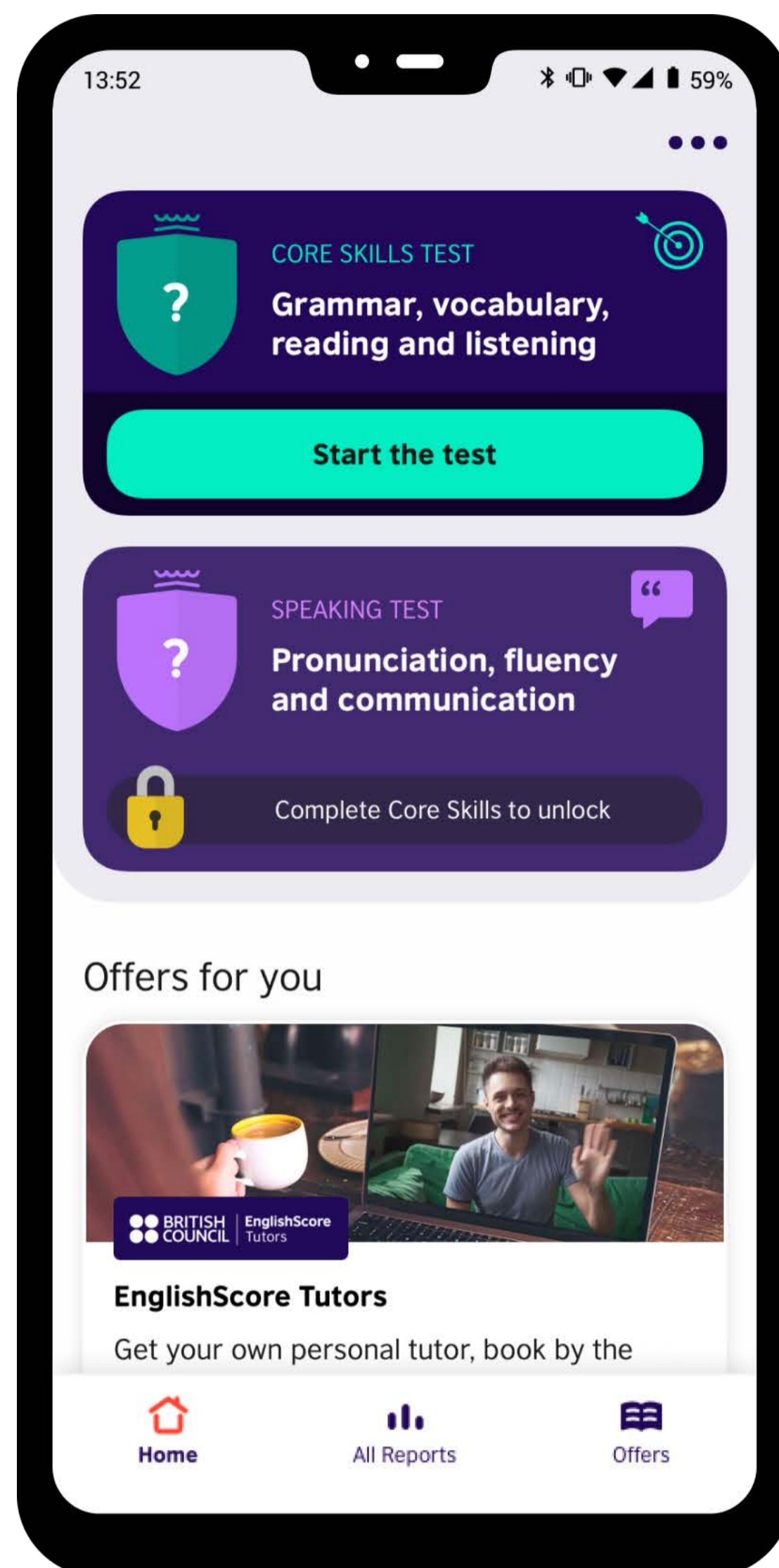
**Tip !** We recommend closing any other apps that may be using the internet if you are having connection issues.



# Getting set up

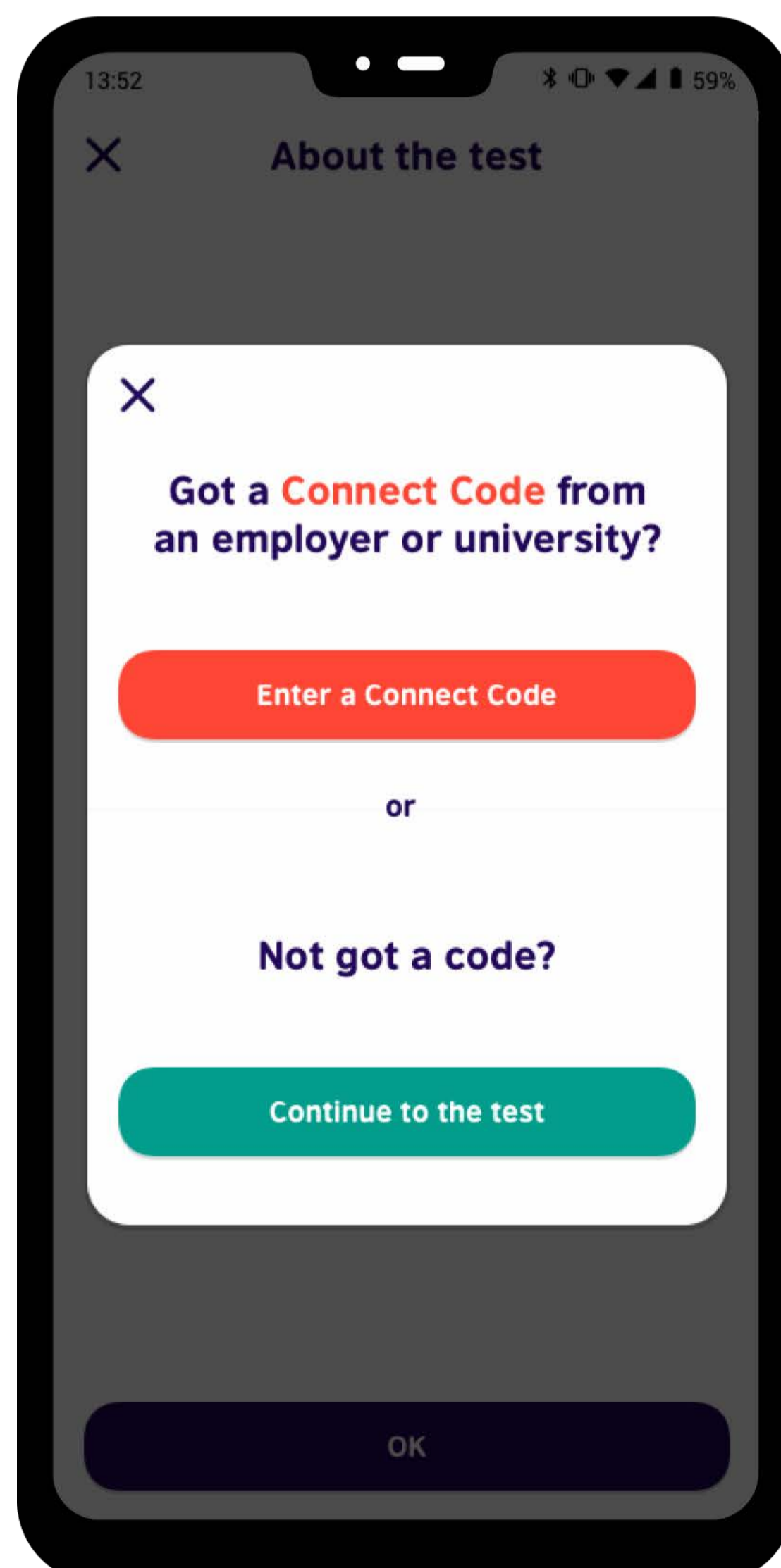
1

When you are ready, tap 'Start the test' on the dashboard.



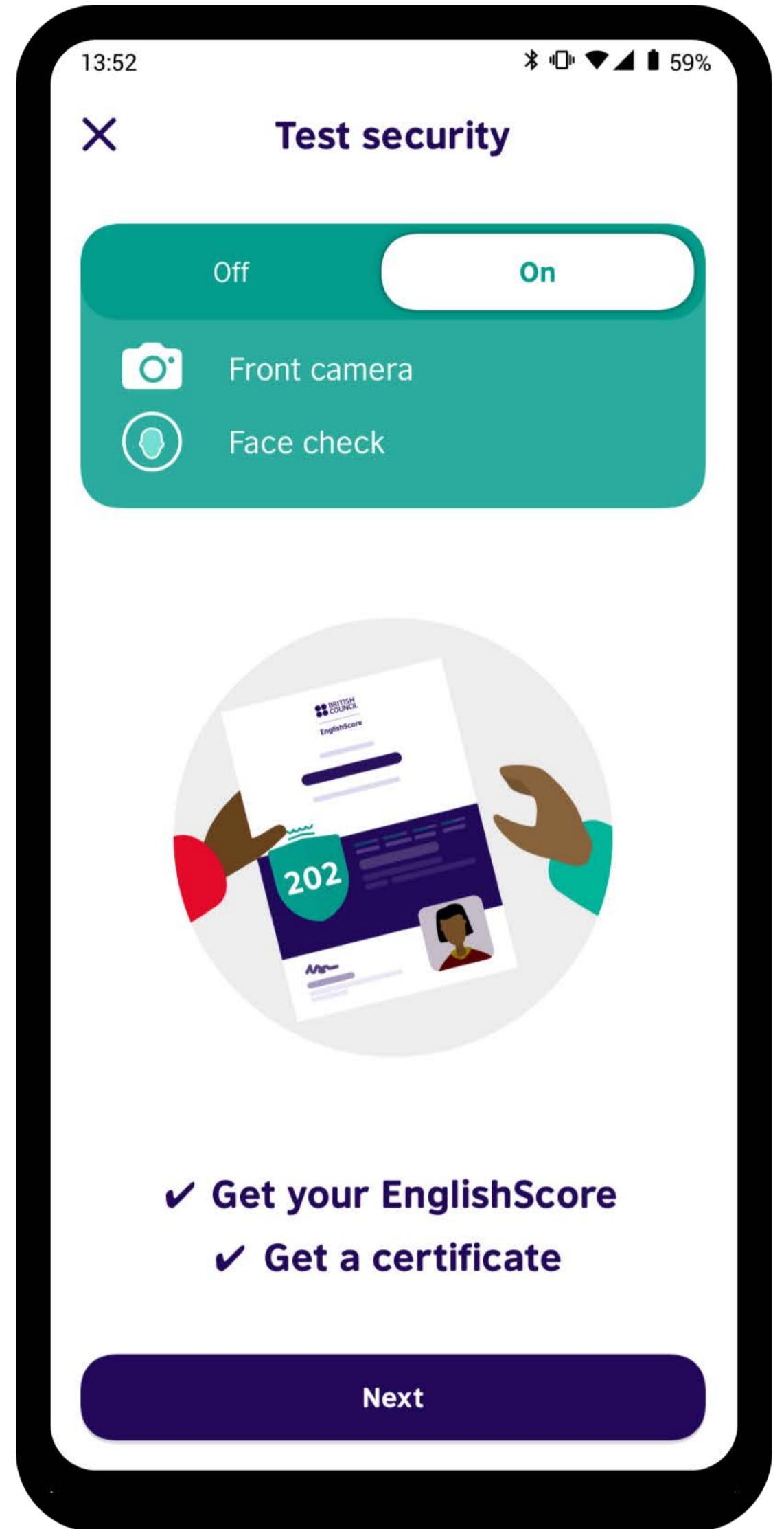
2

Have your Connect Code ready to enter (if you have been given one).




3

Make sure you set Test security to 'On'. You need to have security on to be able to get a certificate for your score.



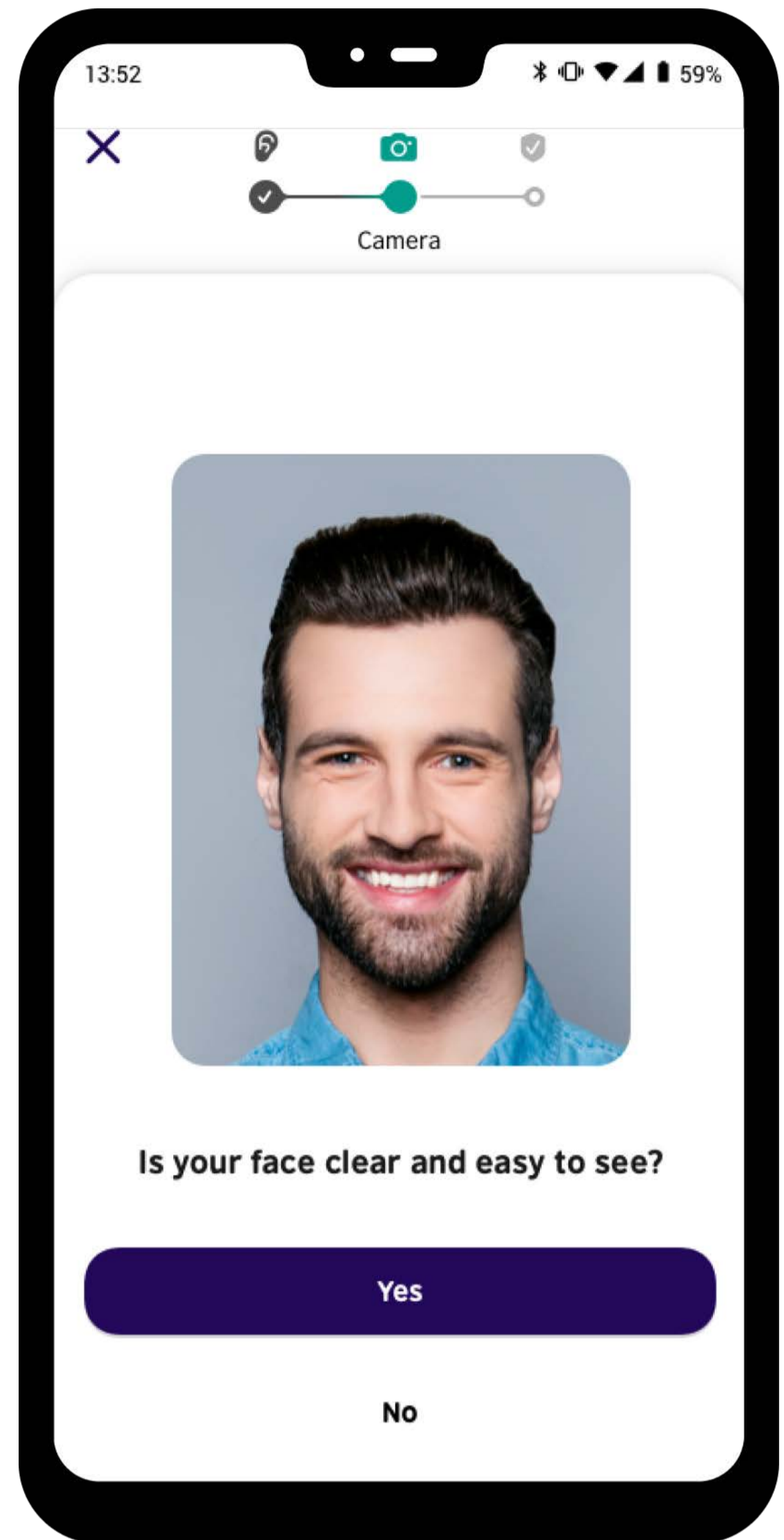
4

Check the volume on your device. You need sound for Part 3 – Listening.



5

The front camera is used to check you are taking the test correctly. Make sure your face is visible and you are alone.



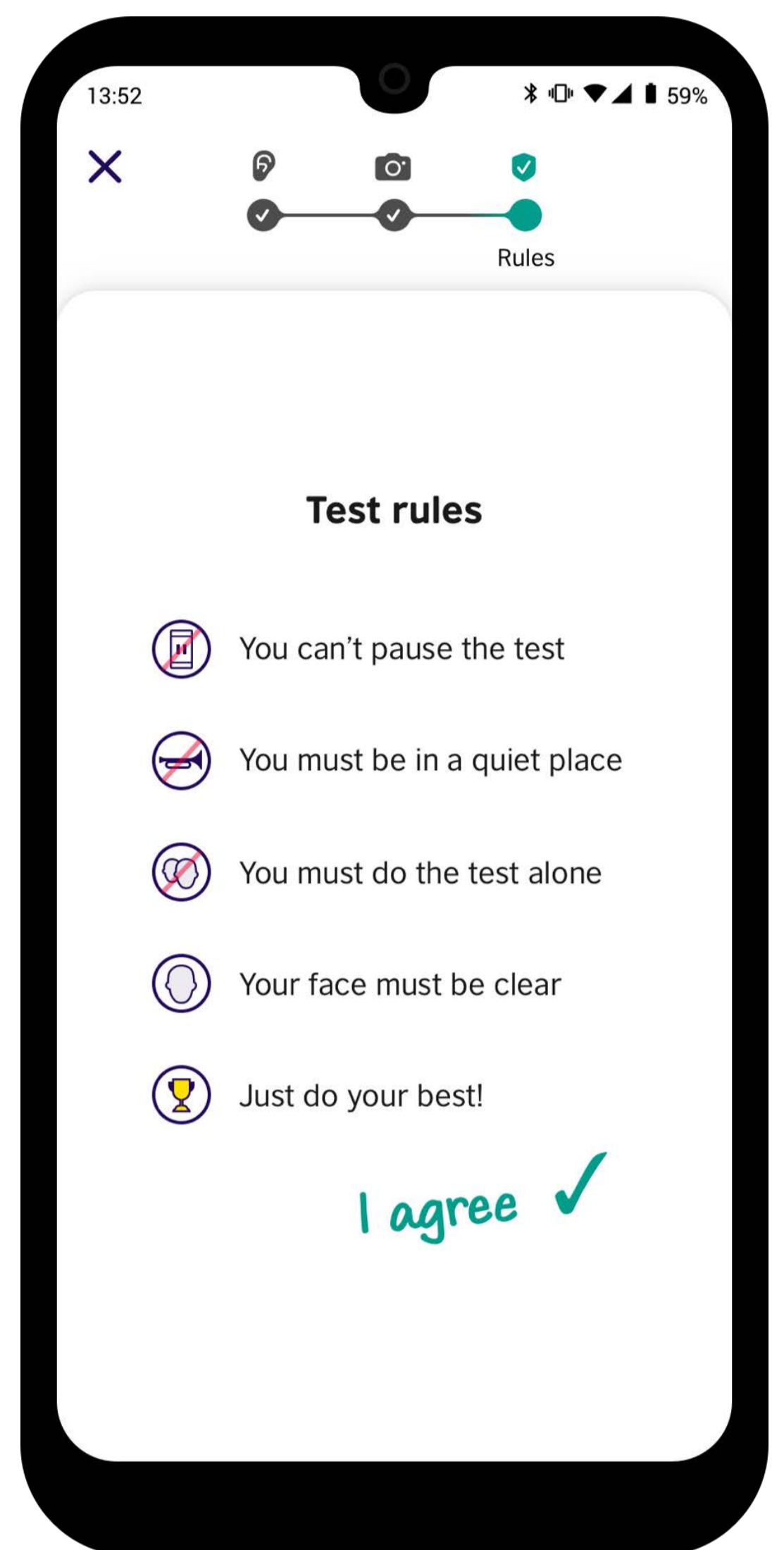


# Test rules



These rules help to give you and organisations confidence that your results are accurate and reliable.

## The main test rules

- 1 You can't pause the test.
- 2 You must be in a quiet place.
- 3 You must do the test alone.
- 4 Your face must be clear.



## You can't do these things during the test

-  You can't exit the app. If you close the app, it can affect your score or cancel your test.
-  You can't take a screen shot or screen recording during the test, and you can't share your screen.



# Your EnglishScore explained

# How is the test scored?

The test is divided into three parts to assess different skills and knowledge:



Your answers in the Grammar and Vocabulary section will decide the questions you see later. The more questions you get right, the harder the test becomes and the higher your final score.

Results are immediately available, so you can quickly understand your level and certify your score.

## Understanding your EnglishScore

You can score up to 599 points on the Core Skills test. Each hundred-point band on the EnglishScore scale correlates to the international standard Common European Framework of Reference for Languages (CEFR).

CEFR is used to describe language proficiency levels. There are six main levels, from A1 to C2, ranging from beginner to advanced. EnglishScore assesses from A2 to C1.

The EnglishScore point-based scale helps you to understand your proficiency within a CEFR level for each skill and language system (grammar, vocabulary, reading and listening). You will also receive an overall score.



CEFR	EnglishScore	TOEIC	TOEFL ITP	IELTS
	599	990	677	8
C1	500	945	627	7
B2	400	785	543	6
B1	300	550	460	5
A2	200	225	337	
A1	100	120		
Pre A1	0	0		

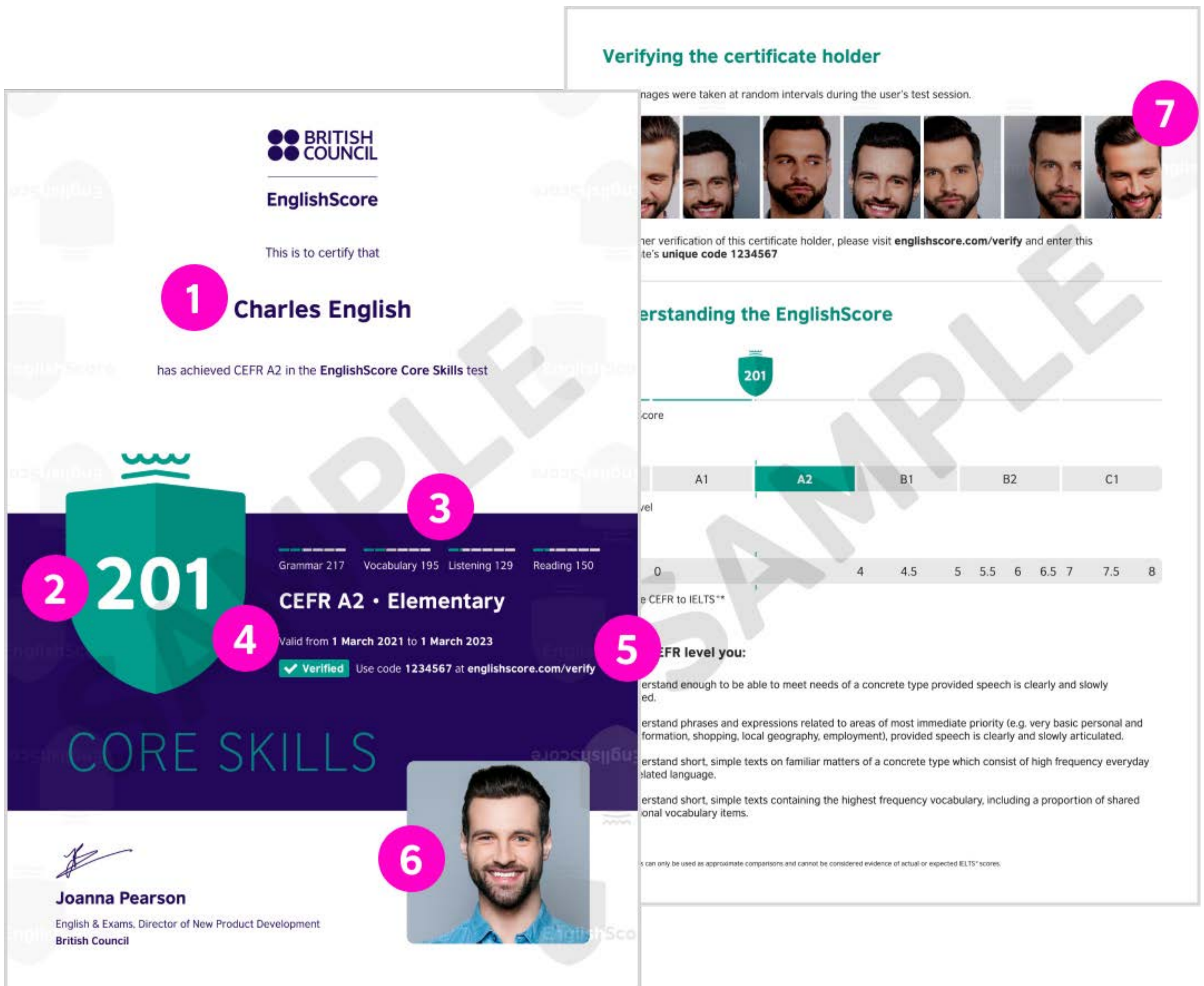
\*These charts can only be used as approximate comparisons and cannot be considered evidence of actual or expected scores.

**Tip!** You can read the descriptions of each level on page 42



# Getting your certificate

# About the certificate



- 1 Your name
- 2 EnglishScore and CEFR level
- 3 Skills breakdown
- 4 Valid for 2 years
- 5 Verification link
- 6 Your photo
- 7 Your test photos



The British Council EnglishScore Professional Certificate is a global standard of English proficiency, recognised by leading employers and institutions around the world.

Our Professional Certificate includes special features to validate your English level to an employer or education institution.

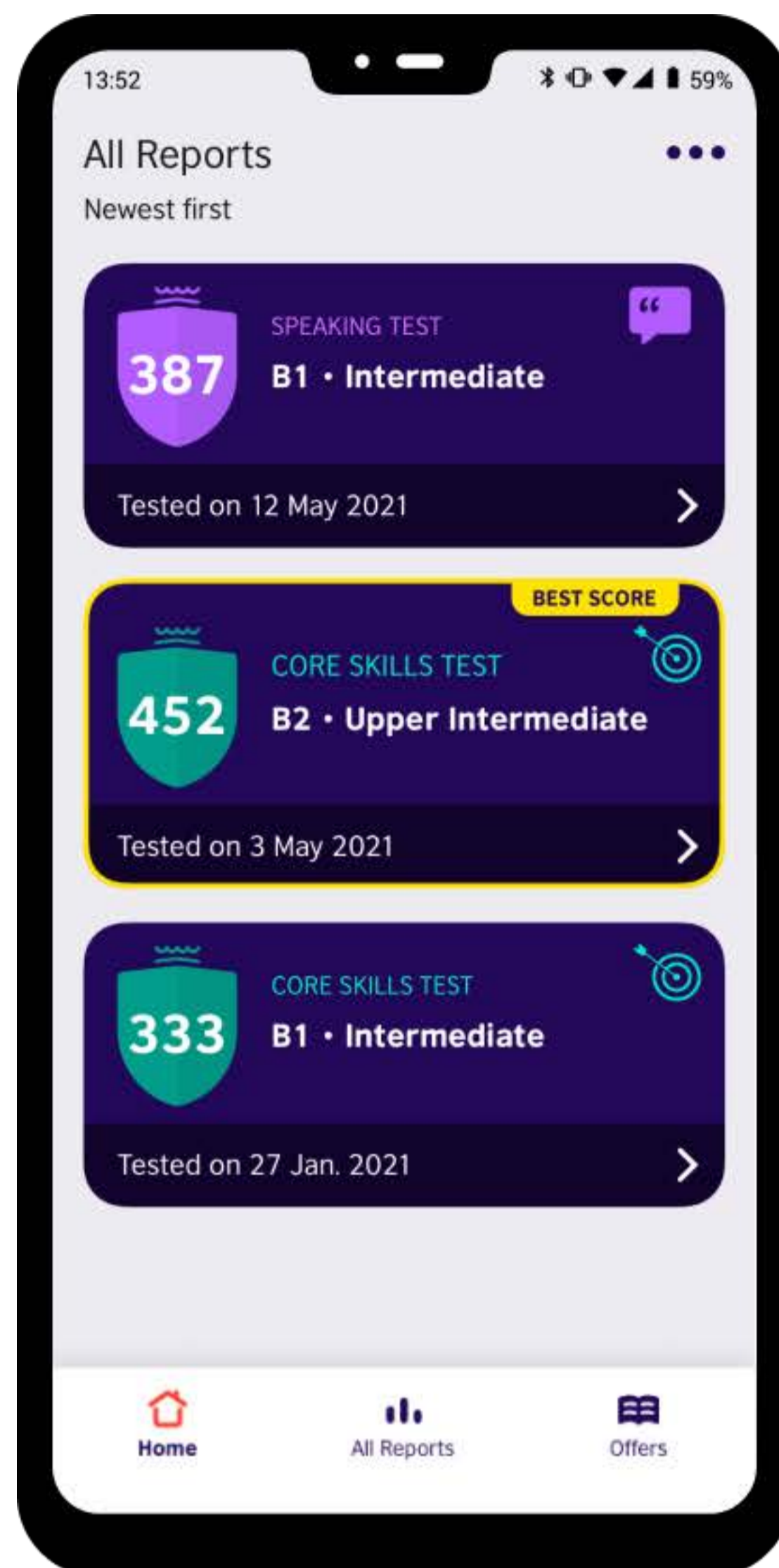
You can also buy a printed copy of your Professional Certificate, which we deliver worldwide with secure tracking.

**Tip!** **Remember.** You need to score over 200 to get a certificate.

# Getting a certificate

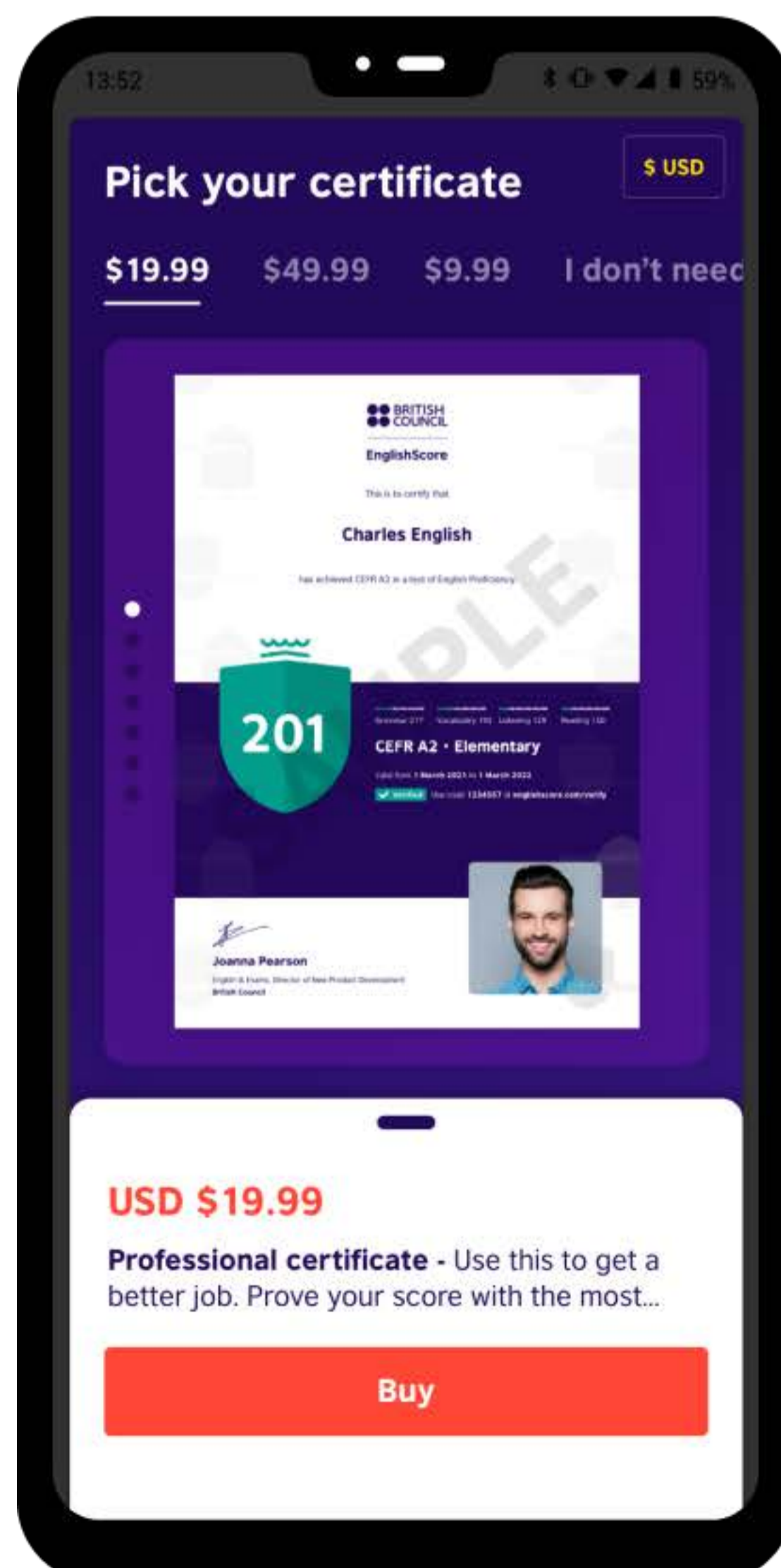
1

Choose the score you want to certify. You can do this on the Dashboard or the All Reports screen.



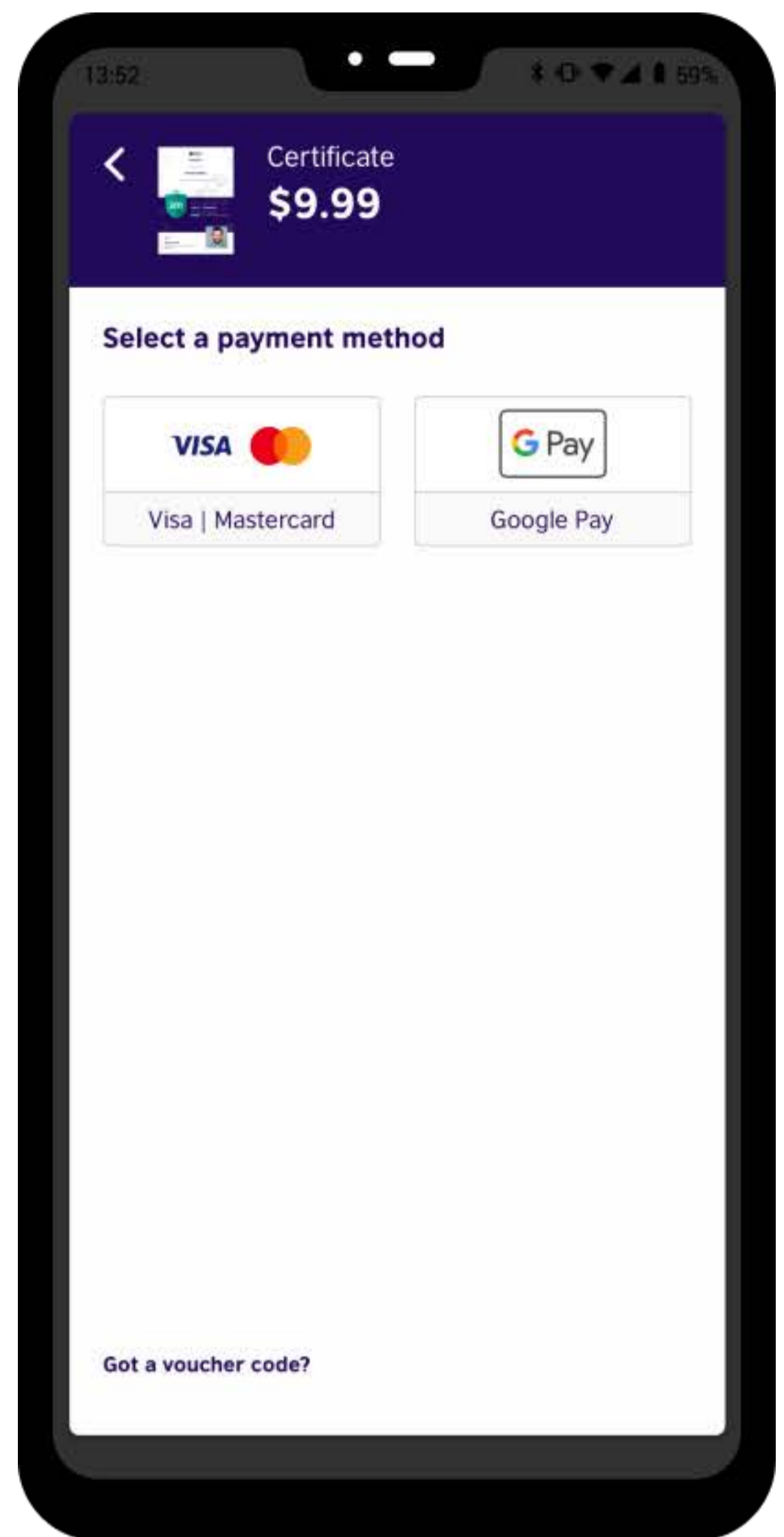
2

Pick your certificate type. The **Professional Certificate** is the most popular.



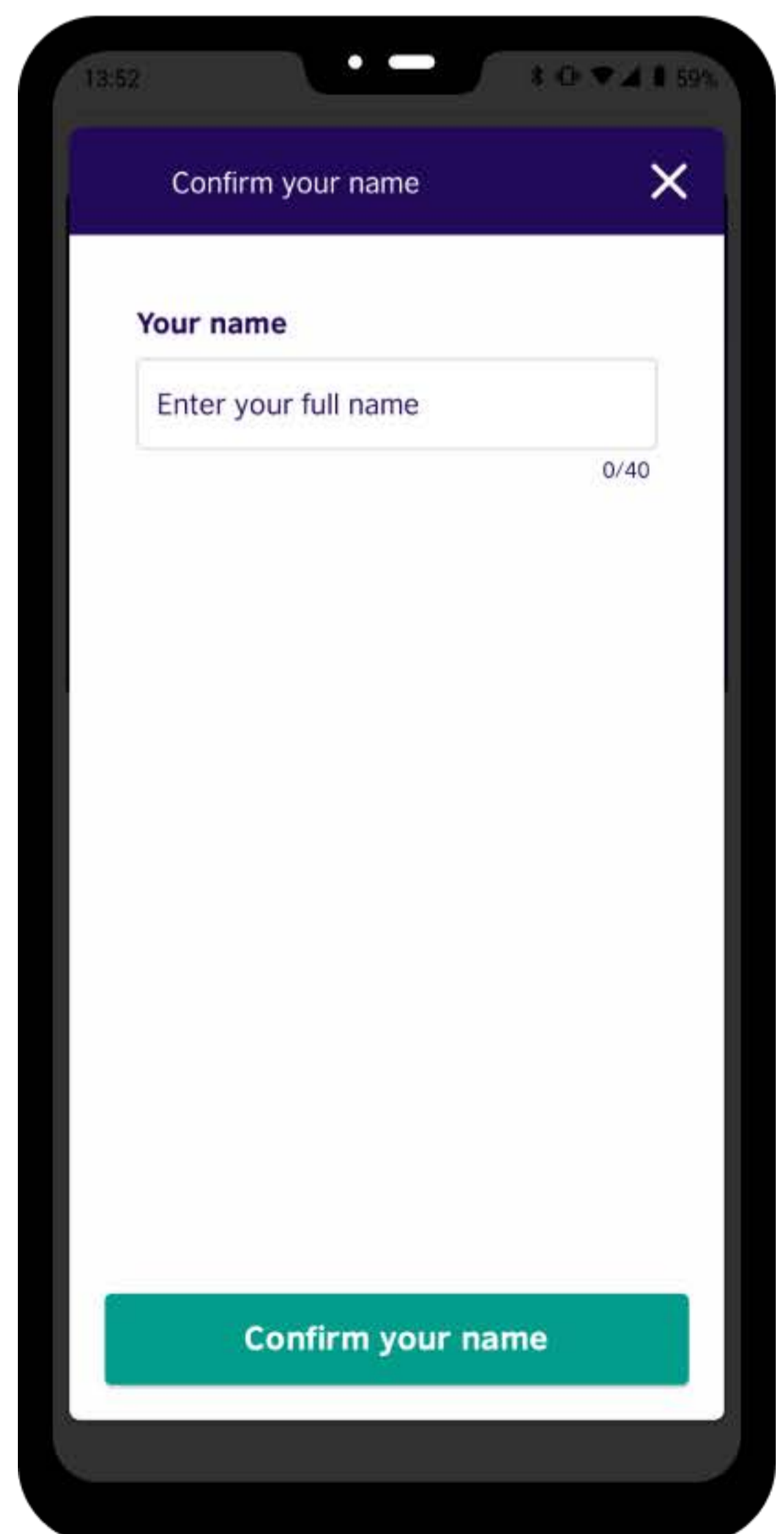
3

To purchase the certificate, choose a payment method or use a voucher code if you have been given one. We support Visa and Mastercard worldwide, plus many local payment methods. Please check the app in your country.



4

Add your name as you would like it to appear on the certificate.





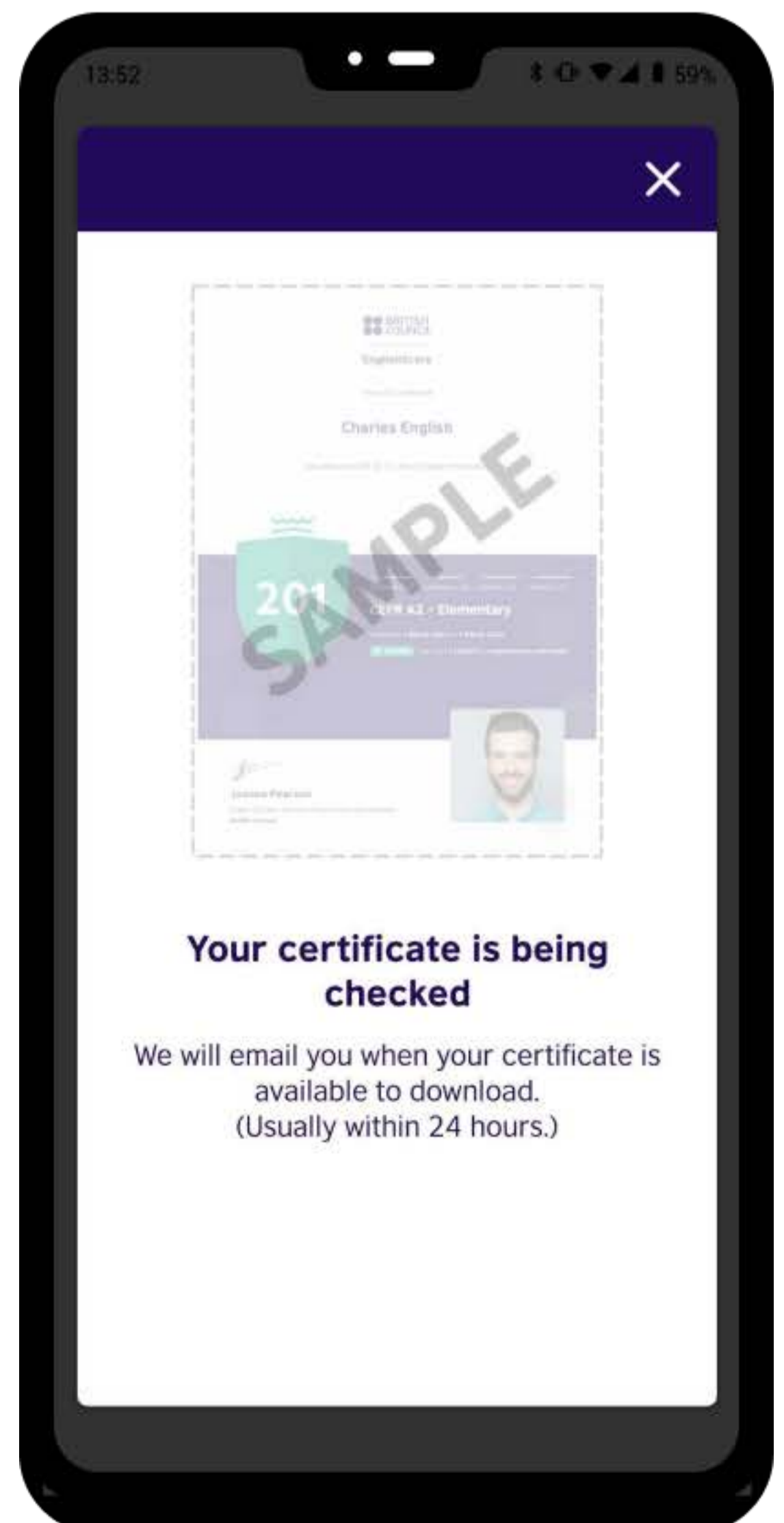
5

Take a photo of yourself. This will be shown on the front of your certificate.



6

Your details and your test photos will be reviewed by a security team. You will get an email when your certificate is ready, usually within 24 hours.



**Tip!** **Remember.** If you share your score with a Connect Code, the test photos will also be shared with the organisation.

# Share your EnglishScore certificate

You can use an EnglishScore Professional Certificate to help to advance your career and education, including applying for a job or scholarship programme, or to enhance your CV.

We give you access to your report and certificate and the ability to share it in one tap, so it is quick and easy to prove your level to an employer or organisation.



**Tip!**

Share your EnglishScore certificate with your professional network on LinkedIn to advance your career.

[More about sharing your certificate](#)



## More information



# Share your EnglishScore certificate

We have an **online help desk** to answer any questions you have about the EnglishScore test. Here are some of the common questions we are asked.

If you're having any technical difficulties or need to speak to customer support, please

**submit a help request form online** from the email address you registered with on EnglishScore.

## Taking the test

### How should I prepare before taking EnglishScore?

The best way to prepare is to have a go at the test. You can also read the Core Skills Test Guide and try the Practice Questions and watch our videos for more advice and tips.

### Why can't I move on to the Reading and Listening questions?

You will only move to the Reading and Listening parts if you have answered enough questions correctly in the Grammar and Vocabulary part.

### How many times can I take the test?

You can take the Core Skills test multiple times. However, you may only start the test 10 times in 28 days. Additionally, you may only start the test twice in a 24-hour period.

## Can I see the answers? How do I improve my English?

We do not share answers to our test, but we do have some practice questions available. We also have a range of options to help users to improve their English.

**LearnEnglish** is free. There are also **online group classes** available (for a fee).

For more personalised instruction, we offer 1–1 online tutoring services at **EnglishScore Tutor**. Book your first session for just US\$1!

[Find more questions and answers about the assessment](#)

## Technical requirements

### What are the device requirements for EnglishScore? Can I take the test on a tablet or computer?

To access EnglishScore on your mobile device, your operating system version must be Android 6.0 or above or iOS 14 or above. You will also need a working camera on your device if you want to purchase a certificate.

You may find EnglishScore available to download on some tablets, but the app has not yet been optimised for this, so we recommend using a mobile device where possible.

[Find more questions and answers about technical requirements](#)

## Exam security

### Why do you need my camera enabled?

If your test security mode is switched on, our technology will check to see you are alone and visible at all times. This helps to prevent cheating and misconduct.

We will also take photos at random during the test to be used on your certificate, so make sure you are in a well-lit place, you are alone and you can see your whole face clearly in the frame.

We ask for your permission before turning this feature on.

## How do you prevent cheating?

We prevent cheating by using face detection technology and taking photos of you during the test to ensure you are alone and visible at all times. Also, during the test, you cannot take a screen capture or video of the test. To get your certificate, you will need to switch on your test security.

If you purchase a Professional Certificate, your photos will be reviewed by a security team and placed on your certificate. If you have used a Connect Code, the photos will also be shared with your organisation.

[Find more questions and answers about Exam Security](#)

## Certificate

### How can my certificate be verified?

The certificate Verification ID number can be found in the middle of an EnglishScore Professional Certificate.

Please use the [Certificate Verification service](#) to enter the ID and confirm the certificate's authenticity. If a valid certificate ID is entered, the certificate PDF is loaded directly from EnglishScore servers and presented for review. This can then be matched to the test-taker and/or the original certificate presented.

### Can I change the security photos taken during the test sitting?

For security reasons, you cannot change the images from your test sitting. However, if you would like to take the test again and create a new certificate, you can do so at no extra cost by [contacting us](#).

If your test security mode is switched on, we will take photos at random during the test, so make sure you are in a well-lit place, you are alone and you can see your whole face clearly in the frame.



## **What photos are included on the Professional Certificates?**

We require you to take an up-to-date photo of yourself after you have finished the test. This will appear on the front page of the certificate. To make sure the photograph is recent, photo uploads are not accepted. Please make sure you are in a well-lit room, your whole face is clearly in the frame and you are presentable.

For security reasons, in exam mode, you will have your photo taken at random during the test. These photos appear on the back page of the certificate.

## **Can I change my photo/name on my certificate?**

If you have not yet purchased a certificate, you will be asked to take a new photo and confirm your name once you have made a successful payment.

If you have already purchased a certificate and need to change your name or photo, please [contact us](#) .

Please note, you cannot upload your own photo for the certificate, but you may be able to retake it in the app. We recommend making sure you are in a well-lit room, your whole face is clearly in the frame and you are presentable.

[Find more questions and answers about the certificate](#)

# Descriptions of the EnglishScore levels

## **At EnglishScore 200–299 • A2 level, you can:**

understand phrases and commonly used vocabulary on simple topics such as shopping, work and basic personal and family information and catch the main point in short, clear, simple messages and announcements

read short, simple texts such as personal letters and find specific, predictable information in advertisements, menus and other everyday texts

use simple phrases, sentences and grammatical structures to describe family and friends, education background and past and present employment.

## **At EnglishScore 300–399 • B1 level, you can:**

understand the main points of clear, standard speech on familiar topics such as work, school and leisure, as well as the main point of radio and TV programmes on current affairs or topics of personal or professional interest

understand texts using simple, everyday language related to familiar matters or work and personal letters describing events, feelings and wishes

use common grammatical structures to describe experiences and events, dreams, hopes and ambitions or to relate the plot of a book or film, as well as give reasons and explanations for opinions and plans.

## **At EnglishScore 400–499 • B2 level, you can:**

understand extended speech and lectures and follow complex lines of argument on reasonably familiar topics, as well as most films, TV series and TV news and current affairs programmes

read opinion articles and reports on modern problems as well as contemporary fictional and nonfictional text

interact with a reasonable degree of fluency and spontaneity and actively participate in discussions on familiar contexts, explaining and defending your views

use an extensive variety of phrases and complex grammatical structures to present detailed descriptions on subjects related to your fields of interest.

**At EnglishScore 500–599 • C1 level, you can:**

understand extended speech even when the structure is complicated and opinions, topics and relationships are implied rather than signalled explicitly

understand long and complex factual and literary texts, as well as specialised articles and longer technical instructions from a variety of fields

interact fluently and spontaneously, using language flexibly and effectively for social and professional purposes, including the formulation of complex ideas and opinions which can be skilfully linked to those of other speakers

address and discuss complex subjects using a variety of idiomatic expressions and complex structures to integrate subthemes, develop particular points and offer appropriate conclusions.



[englishscore.com](https://www.englishscore.com)